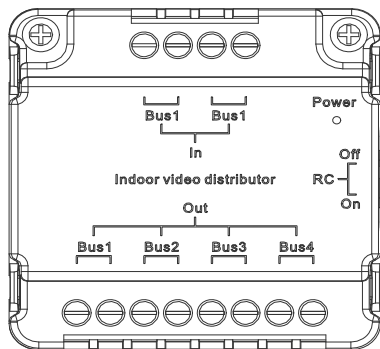


# T-Series Indoor Station Video Distributor User Manual\_V1.1



## • Brief Introduction

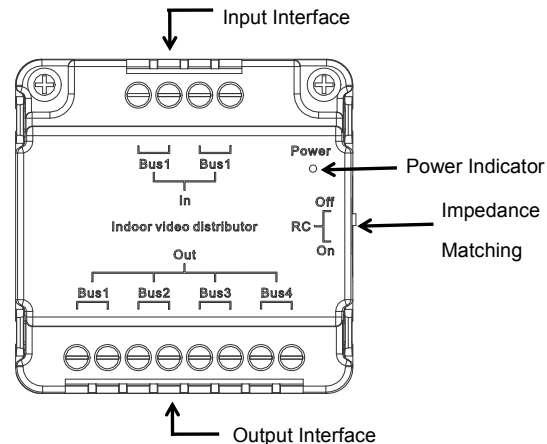
This product is Indoor Station Distributor of 2-wire building intercom system, it can amplify the video signal, which makes multiple Indoor Station extension possible.(Video signal gain via Impedance matching)

## • Dimensions

Outline dimensions (L×W×D): 55×55×24 mm.



## • Instruction



### ① Interface Instruction

**Input:** 2-wire signal can connect to any one port, while one of the other ports can connect to Input port of the next Distributor for further extension.

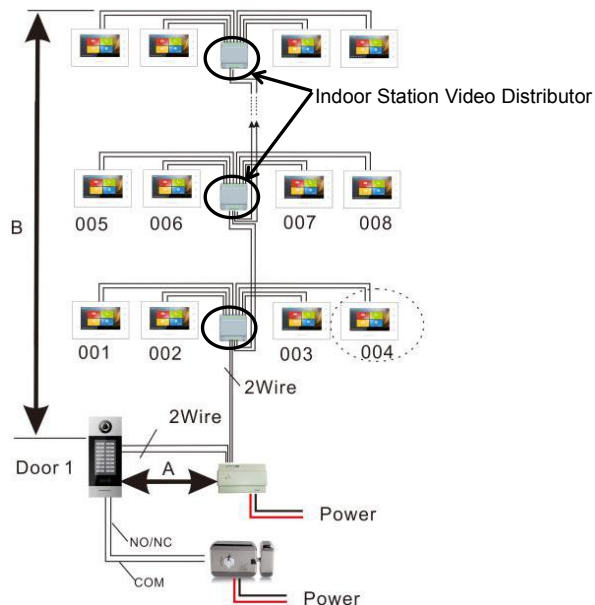
**Output:** Bus1, Bus2, Bus3, Bus4 can connect 4 Indoor Stations separately.

**Impedance Matching:** The impedance switch needs to be turned on when Indoor Station Distributor is connected at the end of the BUS line with no other devices connected hand-in-hand; and needs to be turned off when it is connected with other devices hand-in-hand.

### ② LED Indicator

**Power :** Green light will turn on when power comes in.

## • Topology



### Wiring:

- ① Please refer to upper diagram for wiring(Star connection);
- ② **Distance A** is the Max.wiring distance from Outdoor Station to Power Supply; **distance B** is the Max.wiring distance from Power Supply to the last Indoor Station.

Wire	(A+B) length/m
RVV 2×0.75mm <sup>2</sup>	110
Twisted-pair cable	160

